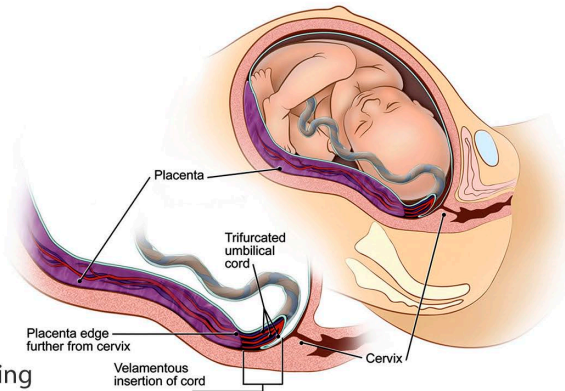
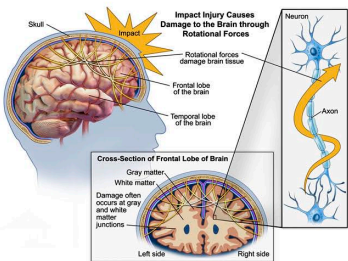
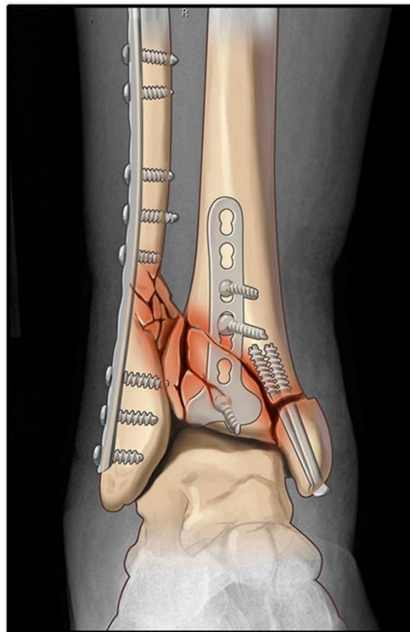


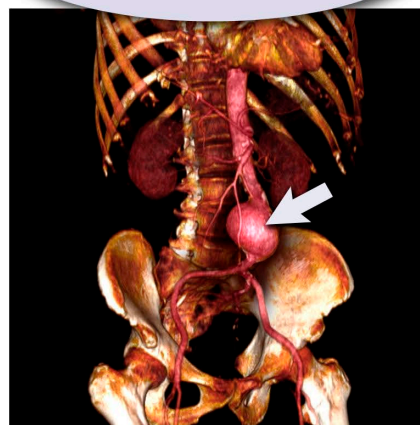
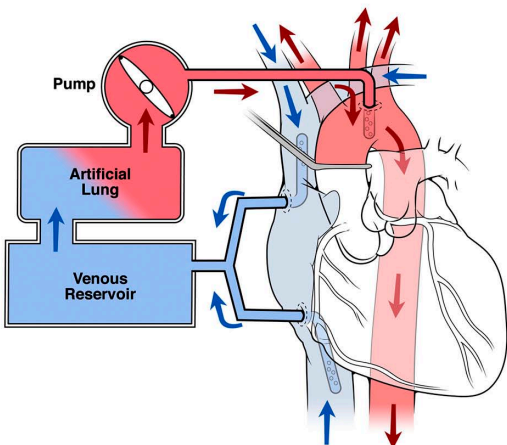
...visual strategies as powerful as your legal strategies.



Services Provided:

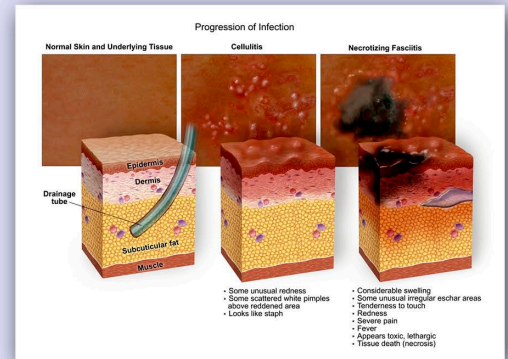
- Case review and media consulting
- Summary of injuries panels
- Surgical series illustrations created from operative reports
- Side by side visualization of clinical imaging, such as X-ray and MRI imaging
- 3D digital reconstructions and animations directly from MRI and CT data
- Visual timelines of events
- 3D and 2D animations
- Interactive presentations and animations
- Direct collaboration with medical experts

New 3D digital reconstructions directly from MRI and CT data



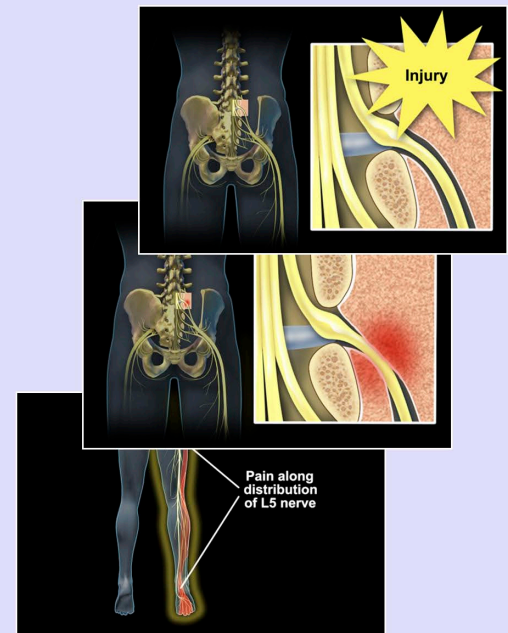
"Medlegal.com has created powerful and accurate custom images that have depicted a number of my cases in a manner that jurors understand and remember. Because they are experts in anatomy as well as visualization, they review medical records and collaborate closely with our medical experts. This collaboration helps me put together a clear and convincing visual presentation of anatomical facts, as well as time-lines. Their creative work has played an important role in helping me win a multi-million dollar award as well as being valuable in settlement negotiations in other cases."

Keith A. Hebeisen
Clifford law Offices, Chicago



"Medlegal.com is a pleasure to work with. They have helped me build my cases with painstaking anatomical research and get our case objectives across to the jury with creative visual problem solving. A number of cases on which they have worked have settled for millions. Their work played a major role in bringing about these successful outcomes."

William H. Goodman
Legal Director,
Center for Constitutional Rights, NYC



Illustrations © medmovie.com